











# EXACT

## Centre-grip cordless screwdrivers

- ▶ Precision Shut-off clutch exceeds ISO tolerance of  $\pm 10\%$
- ▶ Lightweight
- ▶ Broad torque range
- ▶ Trigger repeat protection
- ▶ LED/audible battery charge indicators disable tool when voltage drops below threshold; tool stays “in-process” regardless of battery condition
- ▶ LED/audible shut-off indicator provides operator feedback for clutch signal to confirm good/bad joint status
- ▶ Bright LED light for work area illumination
- ▶ All models feature trigger hand forward/reverse control
- ▶ Tools share many common parts
- ▶ Color rings are used to identify joint types on the assembly line
- ▶ Protective rubber cover available for quick-change bit holder
- ▶ Tool holding fixtures available
- ▶ All models can be hung from balancer using accessory hook

EXACT	Order number	Torque on hard joint per ISO 5393 (Nm)	Torque on soft joint per ISO 5393 (Nm)
<b>EXACT 2</b> very precise in the lower torque range 	0 602 490 433	0.6 – 2 (0.4 – 1.5 ft.-lbs.)	0.6 – 2 (0.4 – 1.5 ft.-lbs.)
	0 602 490 460	(US version of 0 602 490 433)	
	0 602 490 434	0.6 – 2 (0.4 – 1.5 ft.-lbs.)	0.6 – 2 (0.4 – 1.5 ft.-lbs.)
	0 602 490 450	(US version of 0 602 490 434)	
<b>EXACT 4</b> high speed for short cycle times 	0 602 490 437	1 – 4 (0.7 – 3 ft.-lbs.)	1 – 4 (0.7 – 3 ft.-lbs.)
	0 602 490 461	(US version of 0 602 490 437)	
	0 602 490 438	1 – 4 (0.7 – 3 ft.-lbs.)	1 – 4 (0.7 – 3 ft.-lbs.)
	0 602 490 451	(US version of 0 602 490 438)	
<b>EXACT 6</b> combination of speed and torque 	0 602 490 431	1 – 6 (0.7 – 4.4 ft.-lbs.)	1 – 6 (0.7 – 4.4 ft.-lbs.)
	0 602 490 462	(US version of 0 602 490 431)	
	0 602 490 432	1 – 6 (0.7 – 4.4 ft.-lbs.)	1 – 6 (0.7 – 4.4 ft.-lbs.)
	0 602 490 452	(US version of 0 602 490 432)	
<b>EXACT 7</b> slow screwdriver e.g. for hose clamps 	0 602 490 439	1.5 – 7 (1.1 – 5.2 ft.-lbs.)	1.5 – 7 (1.1 – 5.2 ft.-lbs.)
	0 602 490 464	(US version of 0 602 490 439)	
	0 602 490 440	1.5 – 7 (1.1 – 5.2 ft.-lbs.)	1.5 – 7 (1.1 – 5.2 ft.-lbs.)
	0 602 490 454	(US version of 0 602 490 440)	
<b>EXACT 8</b> power speed 	0 602 490 443	1.5 – 8 (1.1 – 5.9 ft.-lbs.)	1.5 – 8 (1.1 – 5.9 ft.-lbs.)
	0 602 490 466	(US version of 0 602 490 443)	
	0 602 490 444	1.5 – 8 (1.1 – 5.9 ft.-lbs.)	1.5 – 8 (1.1 – 5.9 ft.-lbs.)
	0 602 490 456	(US version of 0 602 490 444)	
<b>EXACT 9</b> high torque with low weight 	0 602 490 435	1.5 – 9 (1.1 – 6.7 ft.-lbs.)	1.5 – 9 (1.1 – 6.7 ft.-lbs.)
	0 602 490 463	(US version of 0 602 490 435)	
	0 602 490 436	1.5 – 9 (1.1 – 6.7 ft.-lbs.)	1.5 – 9 (1.1 – 6.7 ft.-lbs.)
	0 602 490 453	(US version of 0 602 490 436)	
<b>EXACT 12</b> highest torques 	0 602 490 441	1.5 – 12 (1.1 – 9 ft.-lbs.)	1.5 – 12 (1.1 – 9 ft.-lbs.)
	0 602 490 467	(US version of 0 602 490 441)	
	0 602 490 442	1.5 – 12 (1.1 – 9 ft.-lbs.)	1.5 – 12 (1.1 – 9 ft.-lbs.)
	0 602 490 457	(US version of 0 602 490 442)	
<b>EXACT 60</b> extremely slow speeds below 100 rpm 	0 602 490 469	1.5 – 5.5 (1.1 – 4.1 ft.-lbs.)	1.5 – 5.5 (1.1 – 4.1 ft.-lbs.)
	0 602 490 470	1.5 – 5.5 (1.1 – 4.1 ft.-lbs.)	1.5 – 5.5 (1.1 – 4.1 ft.-lbs.)
<b>EXACT 700</b> high speed and high torque 	0 602 490 447	1.5 – 8 (1.1 – 5.9 ft.-lbs.)	1.5 – 8 (1.1 – 5.9 ft.-lbs.)
<b>EXACT 1100</b> highest speed 	0 602 490 445	1 – 4 (0.7 – 3 ft.-lbs.)	1 – 4 (0.7 – 3 ft.-lbs.)
	0 602 490 446	1 – 4 (0.7 – 3 ft.-lbs.)	1 – 4 (0.7 – 3 ft.-lbs.)

C-EXACT	<b>EXACT</b>	BT-EXACT	SEC-EXACT	ACCESSORIES
---------	--------------	----------	-----------	-------------

No-load speed (min <sup>-1</sup> )	Bit holder	Battery specifications	Direction of rotation	Weight (kg / lbs)	Features	Included accessories
600	¼"	–	R/L	0.8 / 1.76	0.7 repeat protection	Torque adjustment tool light green color ring
600	¼"	9.6 V / 1.7 Ah	R/L	1.2 / 2.6	0.7 repeat protection	
900	¼"	–	R/L	0.8 / 1.76	0.7 repeat protection	Torque adjustment tool grey color ring
900	¼"	9.6 V / 1.7 Ah	R/L	1.2 / 2.6	0.7 repeat protection	
600	¼"	–	R/L	0.8 / 1.76	0.7 repeat protection	Torque adjustment tool black color ring
600	¼"	9.6 V / 1.7 Ah	R/L	1.2 / 2.6	0.7 repeat protection	
150	¼"	–	R/L	0.8 / 1.76	0.7 repeat protection	Torque adjustment tool white color ring
150	¼"	9.6 V / 1.7 Ah	R/L	1.2 / 2.6	0.7 repeat protection	
650	¼"	–	R/L	0.9 / 2.0	0.7 repeat protection	Torque adjustment tool orange color ring
650	¼"	12 V / 2.4 Ah	R/L	1.6 / 3.5	0.7 repeat protection	
350	¼"	–	R/L	0.8 / 1.76	0.7 repeat protection	Torque adjustment tool light blue color ring
350	¼"	9.6 V / 1.7 Ah	R/L	1.2 / 2.6	0.7 repeat protection	
400	¼"	–	R/L	0.9 / 2.0	0.7 repeat protection	Torque adjustment tool red color ring
400	¼"	12 V / 2.4 Ah	R/L	1.6 / 3.5	0.7 repeat protection	
60	¼"	–	R/L	0.8 / 1.76	0.7 repeat protection	Torque adjustment tool white color ring
60	¼"	9.6 V / 1.7 Ah	R/L	1.2 / 2.6	0.7 repeat protection	
700	¼"	– (Not included)	R/L	0.9 / 2.0	0.7 repeat protection	Torque adjustment tool orange color ring
1100	¼"	–	R/L	0.8 / 1.76	0.7 repeat protection	Torque adjustment tool grey color ring
1100	¼"	9.6 V / 1.7 Ah	R/L	1.2 / 2.6	0.7 repeat protection	